

Influenza, RSV and Other Respiratory Viruses Surveillance Report

Week 47 2023 (20th - 26th November 2023)



This report presents data on the epidemiology of influenza, respiratory syncytial virus (RSV) and other respiratory viruses (ORVs). For further information on the epidemiology of COVID-19, please refer to [COVID-19 surveillance reports](#).

Summary Week 47 2023

Influenza activity was stable during week 47 2023 and remains at low levels in Ireland. Sporadic detections of influenza A(H1)pdm09, A(H3) and influenza B have been reported this season to date. Respiratory syncytial virus (RSV) circulation remains at high levels and RSV hospitalised cases continue to increase with the highest rates in those aged less than one year old, followed by the 1-4 year age group. Rhino/enteroviruses have been circulating at high levels in recent weeks.

- **Influenza-like illness (ILI):** The sentinel GP ILI consultation rate was 5.9 per 100,000 population during week 47 2023, compared to the updated rate of 7.0/100,000 in week 46. ILI consultation rates have been below the Irish baseline threshold (18.1/100,000 population) for the season to date (weeks 40-47 2023). Sentinel GP ILI age specific rates were below age specific baseline thresholds in all age groups during week 47 2023.
- **National Virus Reference Laboratory (NVRL):** During week 47 2023, of 77 sentinel GP acute respiratory infection (ARI) specimens tested and reported by the NVRL, four (5.2%) were positive for influenza (three influenza A(H3) and one influenza B), three (3.9%) for SARS-CoV-2, 13 (16.9%) for RSV and 15 (19.5%) for rhino/enterovirus.
- Of 111 non-sentinel respiratory specimens tested and reported by the NVRL during week 47 2023, three (2.7%) were positive for influenza and 21 (18.9%) were positive for RSV. Rhino/enterovirus positivity decreased to 10.8% (12/111) during week 47, compared to 19.0% (31/163) during week 46.
- Of the 78 specimens (including both sentinel GP ARI and non-sentinel respiratory specimens) testing positive for influenza and reported by the NVRL during the 2023/24 season, seven (8.9%) were coinfecting with other viruses.
- **GP Out of hours (OOHs):** Cough calls comprised 24.6% (2834/11,505) of all reported GP OOHs calls during week 47 2023, which is above the baseline threshold of 10.8%. Over half (54.2% 1,536/2834) of cough calls were in those aged 0-4 years. The number of flu calls was 113/11,505 (1.0%) in week 47, which is below the baseline threshold level (2.3%).
- **Influenza notifications:** 90 laboratory confirmed influenza cases were notified during week 47 2023: eight A(H3), five A(H1)pdm09, 65 A(not subtyped), 11 influenza B and one influenza A and B coinfection. This compares to 64 cases notified during week 46.
- **RSV notifications:** 732 RSV cases were notified during week 47 2023, an increase compared to updated 615 cases notified during week 46 2023. Age specific rates were highest in those aged less than one year.
- **Hospitalisations:** Notified laboratory confirmed influenza hospital inpatients remained stable with 23 cases notified in week 47 2023, compared to 17 in week 46. 17 of the hospitalised cases were associated with influenza A (not subtyped), one influenza A(H1)pdm09, four influenza B and one influenza A and B coinfection. There were 325 laboratory confirmed RSV hospital inpatients notified in week 47 2023, compared to 285 notified in week 46. 47.7% (155/325) of RSV hospitalisations were in those aged under 1 year.
- **Intensive care admissions:** One laboratory confirmed influenza (influenza A unsubtype) case was admitted to intensive care unit and notified to HPSC during week 47 2023. Two influenza (one influenza A unsubtype and one A(H1)pdm09) ICU cases have been notified for the season to date (weeks 40 - 47 2023).
- **Mortality:** No deaths in notified influenza cases were reported to HPSC during week 47 2023 or for the season to date. No excess all-cause mortality has been reported since week 2 2023.
- **Outbreaks:** During week 47 2023, four influenza outbreaks (one in a nursing home and three in residential institutions), one RSV outbreak in a hospital and two acute respiratory infection (ARI) outbreaks in nursing homes were reported to HPSC.
- **International:** In the European region during week 46 2023, influenza activity remained at low levels but increasing, RSV and SARS-CoV-2 activity are at elevated levels. Rates of ILI and/or ARI were elevated above baseline levels in 12 of 35 countries of the WHO European Region.

1. Consultations for Influenza Like Illness - GP sentinel surveillance system

- During week 47 2023, 31 sentinel GP influenza-like illness (ILI) consultations were reported from the Irish sentinel GP network, corresponding to an ILI consultation rate of 5.9 per 100,000 population, compared to an updated rate of 7.0 per 100,000 population during week 46 2023 (Figure 1).
- Out of the 94 GP practices reporting ILI consultations from the Irish sentinel GP network, 57 provided data for consultations in week 47.
- The sentinel GP ILI consultation rates have been below the Irish sentinel GP ILI baseline threshold (18.1/100,000 population) this season to date.
- Age specific ILI consultation rates were below age specific baseline thresholds in all age groups during week 47 and the 2023/2024 season to date (weeks 40-47 2023) (Figure 2, Table 1).
- The Irish sentinel baseline ILI threshold for the 2023/2024 influenza season is 18.1 per 100,000 population. ILI rates above this baseline threshold combined with sentinel GP influenza positivity >10% indicate the likelihood that influenza is circulating in the community. The Moving Epidemic Method (MEM) is used to calculate thresholds for GP ILI consultations in a standardised approach across Europe. The baseline ILI

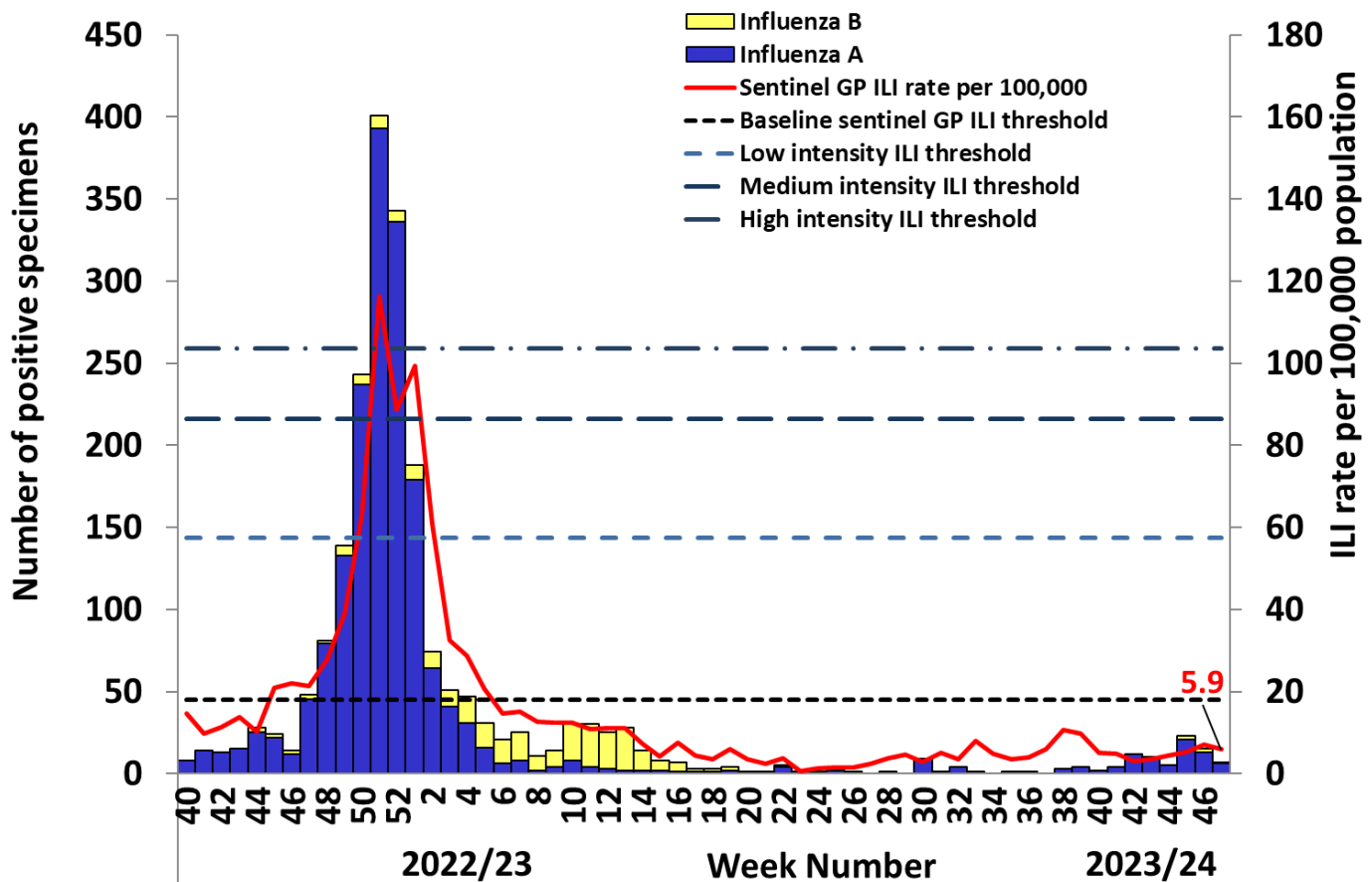


Figure 1: Sentinel GP Influenza-like illness (ILI) consultation rates per 100,000 population, baseline, low, medium and high intensity ILI thresholds and number of positive influenza A and B specimens tested by the NVRL, by influenza week and season. *Source: ICGP and NVRL*

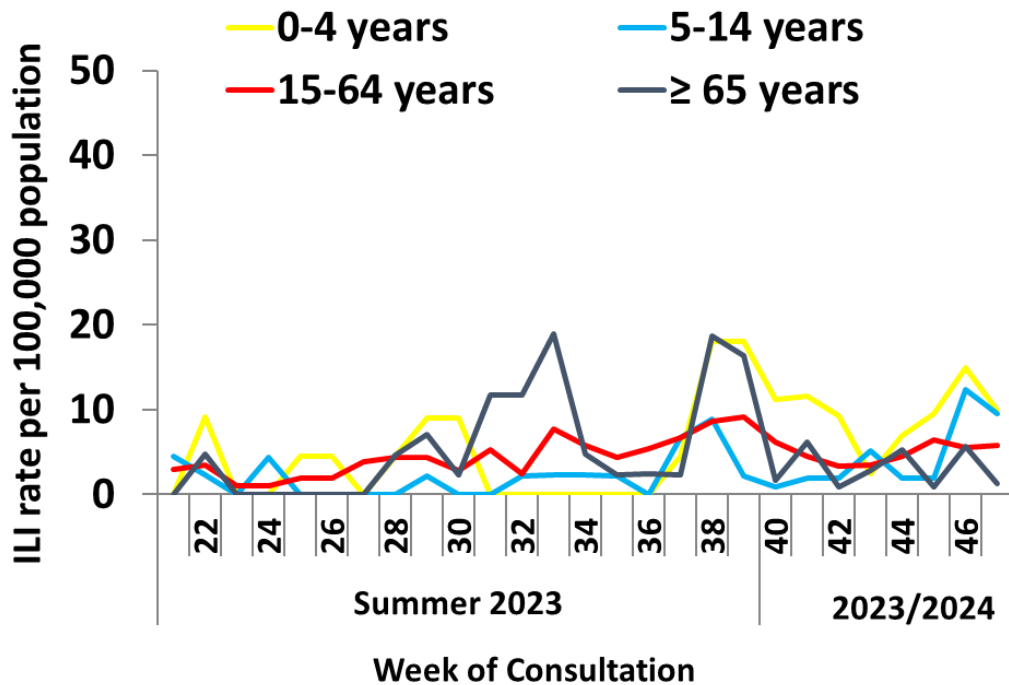


Figure 2: Age specific sentinel GP ILI consultation rate per 100,000 population by week (weeks 21-47 2023). *Source: ICGP.*

Table 1: Age specific sentinel GP ILI consultation rate per 100,000 population by week (weeks 40-47 2023), colour coded by sentinel GP ILI age specific Moving Epidemic Method (MEM) threshold levels. *Source: ICGP.*

MEM Threshold Levels	Below Baseline	Low	Moderate	High	Extraordinary
----------------------	----------------	-----	----------	------	---------------

Age group (years)	40	41	42	43	44	45	46	47
All Ages	5.0	4.8	3.1	3.6	4.4	5.2	7.0	5.9
<15 yrs	3.7	4.4	3.8	4.1	3.1	3.9	12.2	8.9
15-64 yrs	6.1	4.5	3.3	3.5	4.5	6.5	5.5	5.8
≥65 yrs	1.7	6.1	0.9	2.8	5.3	0.9	5.7	1.3
Reporting practices (N=94)	88	86	85	78	86	82	63	57

2. Influenza and Other Respiratory Virus Detections - NVRL

The data reported in this section for the 2023/2024 influenza season refers to sentinel GP ARI and non-sentinel respiratory specimens routinely tested for influenza, respiratory syncytial virus (RSV), adenovirus, parainfluenza virus types 1-4 (PIV-1-4), human metapneumovirus (hMPV) and rhino/enteroviruses by the National Virus Reference Laboratory (NVRL) (Tables 2 & 3, Figure 3a, 3b, 4).

- A lag time with testing and reporting is noted for the most recent surveillance week.
- During week 47 2023 of 77 sentinel GP ARI specimens were tested and reported by the NVRL, four (5.2%) were positive for influenza (three influenza A(H3) and one influenza B), three (3.9%) for SARS-CoV-2, 13 (16.9%) for RSV and 15 (19.5%) for rhino/enterovirus.
- In comparison during week 46 2023, of 112 sentinel GP ARI specimens tested and reported by the NVRL, three (2.7%) were positive for influenza (one influenza A(H3) and two influenza A(H1)pdm09), 7 (6.2%) for SARS-CoV-2, 26 (23.2%) for RSV and 25 (22.3%) for rhino/enterovirus.
- During week 47 2023, of 111 non-sentinel respiratory specimens tested and reported by the NVRL, three (2.7%) were positive for influenza, 21 (18.9%) for RSV and 12 (10.8%) for rhino/enterovirus.
- During week 46 2023, of 163 non-sentinel respiratory specimens tested, 12 (7.4%) were positive for influenza, 23 (14.1 %) for RSV, and 31 (19.0%) for rhino/enterovirus (Figure 3b).
- Other respiratory viruses (ORVs) are being detected at lower levels (Figure 3a and 3b).
- Of 78 sentinel GP ARI specimens and non-sentinel specimens positive for influenza and reported by the NVRL during the 2023/24 season, seven (8.9%) were coinfecting with other viruses, two (2.5%) with rhino/enteroviruses, one (1.3%) with RSV, three (3.9%) with SARS-CoV-2 and one with Coronavirus NL63(1.3%)

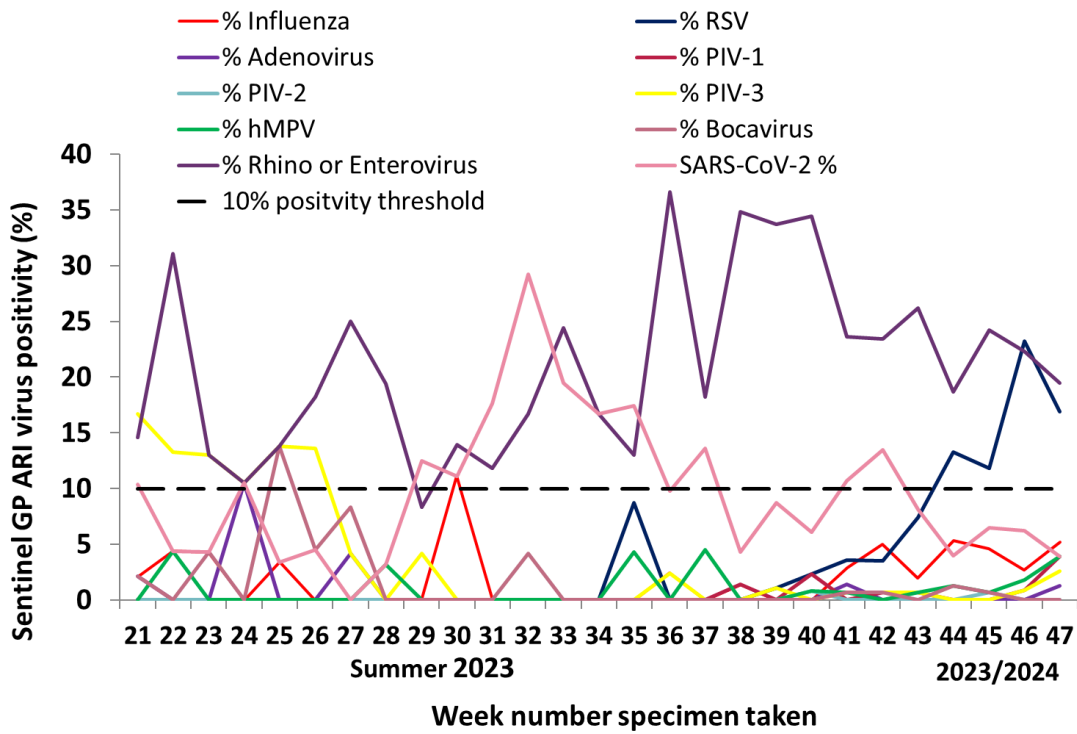


Figure 3a: Percentage positive results for **sentinel GP ARI** specimens tested by the NVRL for influenza, SARS-CoV-2, RSV and other respiratory viruses by week specimen was taken, weeks 21-47 2023. *Source: NVRL*

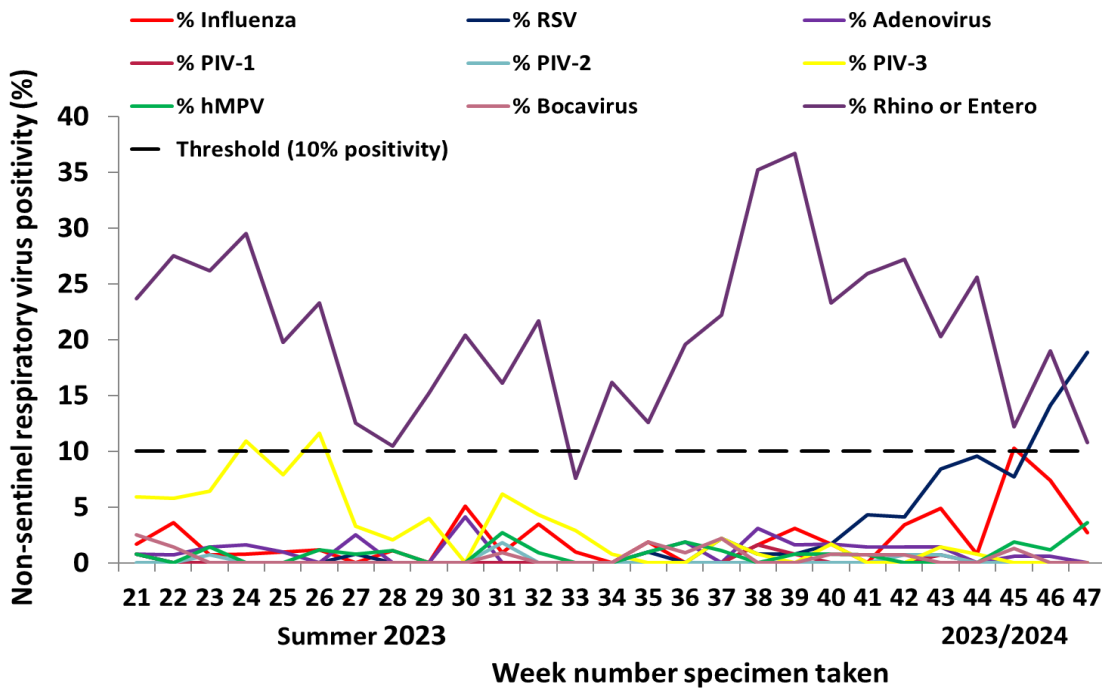


Figure 3b: Percentage positive results for **non-sentinel respiratory** specimens tested by the NVRL for influenza, RSV and other respiratory viruses by week specimen was taken, weeks 21-47 2023. *Source: NVRL*

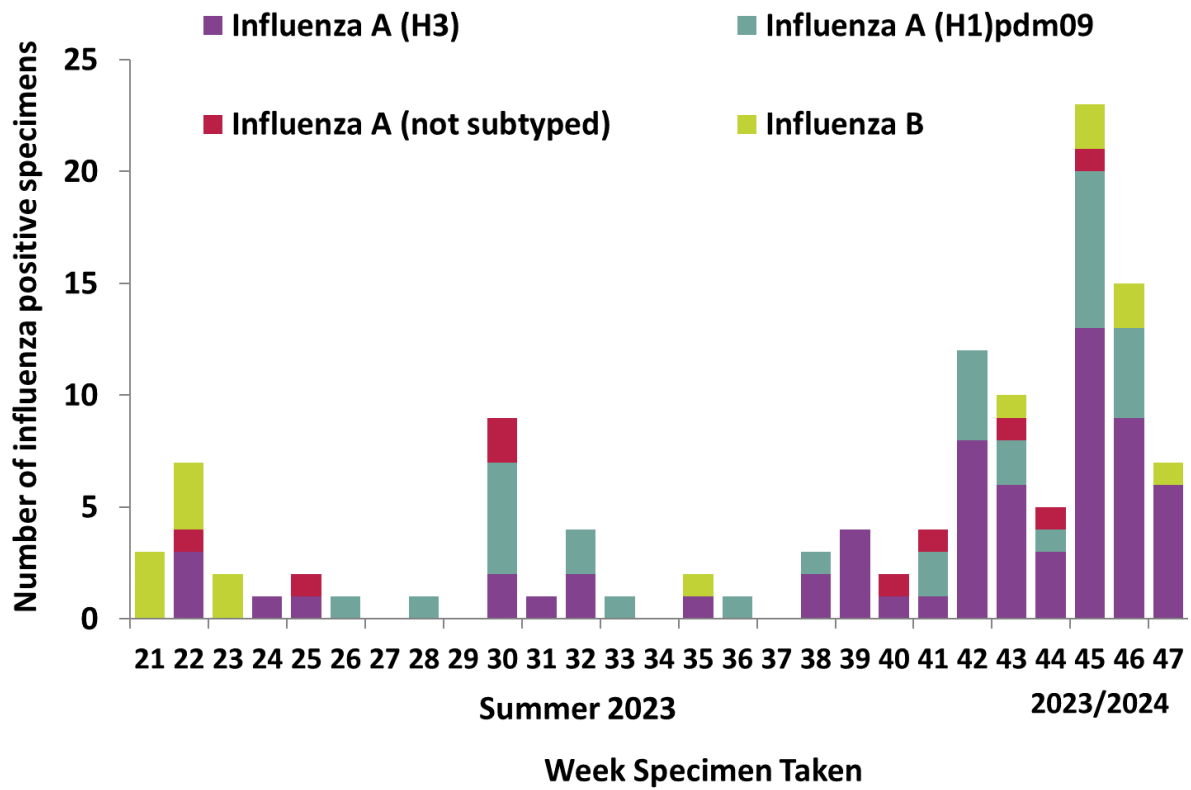


Figure 4: Number of positive influenza specimens (from sentinel GP ARI and non-sentinel respiratory sources) tested by the NVRL by influenza type/subtype and by week specimen was taken, weeks 21-47 2023. *Source: NVRL*

Table 2: Number of sentinel GP ARI and non-sentinel respiratory specimens tested by the NVRL and positive **influenza** results, overall and by influenza type and subtype, for weeks 46 and 47 2023 and the 2023/2024 Season. *Source: NVRL*

Surveillance period	Specimen type	Total tested	Number influenza positive	% Influenza positive	Influenza A				Influenza B			Total influenza B
					A(H1)pdm09	A(H3)	A (not subtyped)	Total influenza A	B (unspecified)	B Victoria lineage	B Yamagata lineage	
Week 47 2023	Sentinel GP ARI	77	4	5.2	0	3	0	3	1	0	0	1
	Non-sentinel respiratory	111	3	2.7	0	3	0	3	0	0	0	0
	Total	188	7	3.7	0	6	0	6	1	0	0	1
Week 46 2023	Sentinel GP ARI	112	3	2.7	2	1	0	3	0	0	0	0
	Non-sentinel respiratory	163	12	7.4	2	8	0	10	0	1	1	2
	Total	275	15	5.5	4	9	0	13	0	1	1	2
2023/2024	Sentinel GP ARI	978	32	3.3	11	16	3	30	2	0	0	2
	Non-sentinel respiratory	1104	46	4.2	9	31	2	42	2	1	1	4
	Total	2082	78	3.7	20	47	5	72	4	1	1	6

Table 3: Number of sentinel GP ARI and non-sentinel respiratory specimens tested by the NVRL and positive **RSV** results, overall and by RSV type, for weeks 46 and 47 2023 and the 2023/2024 Season. *Source: NVRL*

Surveillance period	Specimen type	Total tested	Number RSV positive	% RSV positive	RSV A	RSV B	RSV (unspecified)
Week 47 2023	Sentinel GP ARI	77	13	16.9	9	4	0
	Non-sentinel	111	21	18.9	14	7	0
	Total	188	34	18.1	23	11	0
Week 46 2023	Sentinel GP ARI	112	26	23.2	19	7	0
	Non-sentinel	163	23	14.1	21	2	0
	Total	275	49	17.8	40	9	0
2023/2024	Sentinel GP ILI/ARI	978	91	9.3	62	29	0
	Non-sentinel	1104	94	8.5	71	23	0
	Total	2082	185	8.9	133	52	0

Table 4: Number and percentage positive sentinel GP ARI specimens by **respiratory virus**, weeks 46 and 47 2023, and the 2023/2024 season. *Source: NVRL*

Virus	Week 47 2023 (N=77)		Week 46 2023 (N=112)		2023/2024 (N=978)	
	Total positive	% positive	Total positive	% positive	Total positive	% positive
SARS-CoV-2	3	3.9	7	6.2	77	10.1
Influenza virus	4	5.2	3	2.7	32	1.6
Respiratory Syncytial Virus (RSV)	13	16.9	26	23.2	3	0.4
Rhino/enterovirus	15	19.5	25	22.3	156	22.5
Adenovirus	1	1.3	0	0.0	4	0.6
Bocavirus	0	0.0	0	0.0	10	1.4
Human metapneumovirus (hMPV)	3	3.9	2	1.8	6	0.9
Parainfluenza virus type 1 (PIV-1)	3	3.9	1	0.9	1	0.1
Parainfluenza virus type 2 (PIV-2)	0	0.0	0	0.0	0	0.0
Parainfluenza virus type 3 (PIV-3)	2	2.6	1	0.9	30	4.3
Parainfluenza virus type 4 (PIV-4)	0	0.0	1	0.9	35	5.1

Table 5: Number and percentage positive non-sentinel respiratory specimens, by **respiratory virus**, weeks 46 and 47 2023, and the 2023/2024 season. *Source: NVRL*

Virus	Week 47 2023 (N=111)		Week 46 2023 (N=163)		2023/2024 (N=1104)	
	Total positive	% positive	Total positive	% positive	Total positive	% positive
Influenza virus	3	2.7	12	7.4	46	4.2
Respiratory Syncytial Virus (RSV)	21	18.9	23	14.1	94	8.5
Rhino/enterovirus	12	10.8	31	19.0	227	20.6
Adenovirus	0	0.0	1	0.6	10	0.9
Bocavirus	0	0.0	0	0.0	5	0.5
Human metapneumovirus (hMPV)	4	3.6	2	1.2	11	1.0
Parainfluenza virus type 1 (PIV-1)	0	0.0	0	0.0	1	1.0
Parainfluenza virus type 2 (PIV-2)	0	0.0	0	0.0	2	0.2
Parainfluenza virus type 3 (PIV-3)	0	0.0	0	0.0	5	0.5
Parainfluenza virus type 4 (PIV-4)	1	0.9	3	1.8	19	1.7

3. GP Out-Of-Hours services surveillance

National data on calls to GP Out-of-Hours services in Ireland are collated by HPSC. Five out of 14 Out-of-Hours GP services currently participate in this programme. Records of calls with clinical symptoms self-reported as ‘flu’ or ‘cough’ are included in the analysis. This information may act as an early indicator of circulation of influenza viruses, SARS-CoV-2, or other respiratory viruses.

- Four out of the five participating GP OOH services provided data for week 47 2023.
- Out of a total of 11,505 calls made to the participating GP OOHs in week 47:
 - 2834 (24.6%) were for self-reported ‘cough’, which is above the baseline threshold of 10.8% for cough calls. Coughs as a percentage of all calls is stable compared to the percentage of cough calls (23.6%) in week 46 (Figures 5 and 6).
 - 113 (1.0%) were for self-reported ‘flu’, which is below the baseline threshold of 2.3% for ‘flu’ calls (Figures 7 and 8).
- 54.2% (1536/2834) of all cough calls were from those aged four years and under.

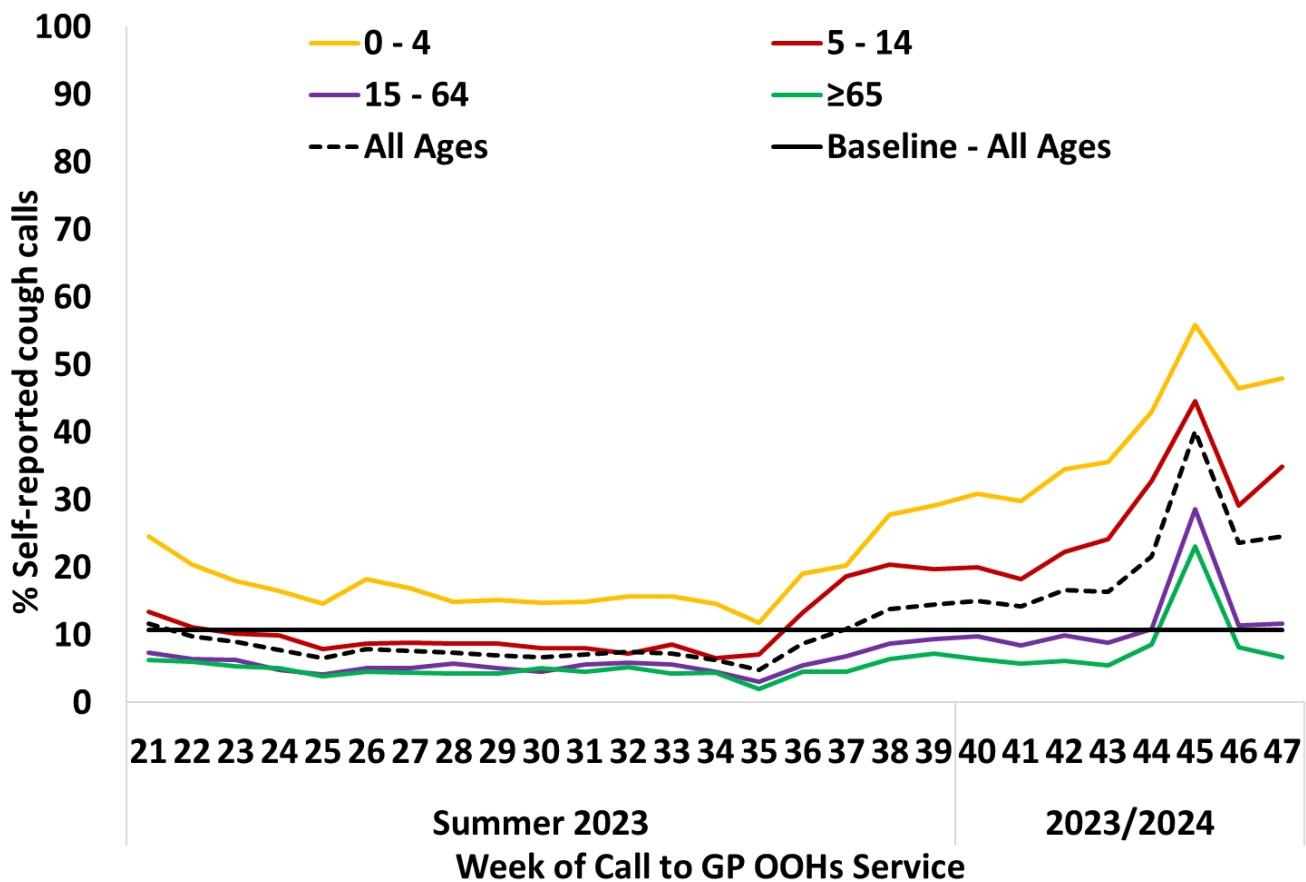


Figure 5: Percentage of self-reported **COUGH** calls for all ages and by age group as a proportion of total calls to GP Out-of-Hours services by week of call, summer 2023 and the 2023/2024 season. The baseline % cough calls for all ages calculated using the MEM method on historic data is shown. *Source: GP Out-Of-Hours services in Ireland (collated by HSE & ICGP).*

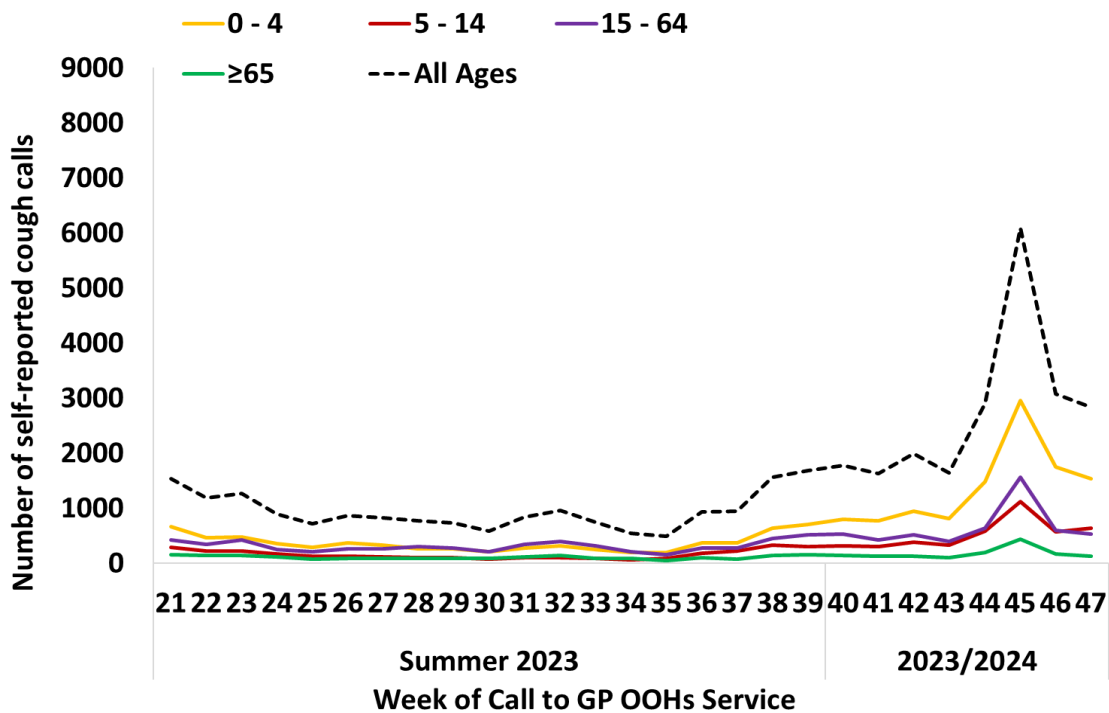


Figure 6: Number of self-reported **COUGH** calls for all ages and by age group to GP Out-of-Hours services by week of call, Summer 2023 and 2023/2024. *Source: GP Out-Of-Hours services in Ireland (collated by HSE & ICGP).*

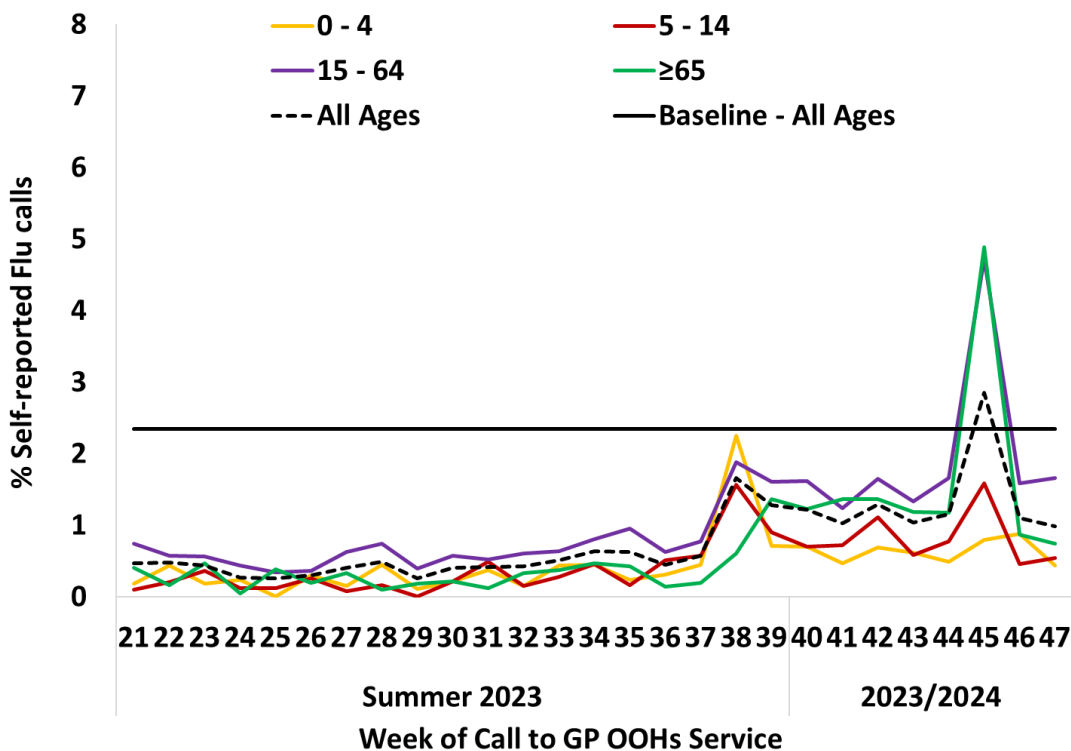


Figure 7: Percentage of self-reported **FLU** calls for all ages and by age group as a proportion of total calls to GP Out-of-Hours services by week of call, Summer 2023 and 2023/2024. The baseline % flu calls for all ages calculated using the MEM method on historic data is shown. *Source: GP Out-Of-Hours services in Ireland (collated by HSE & ICGP)*

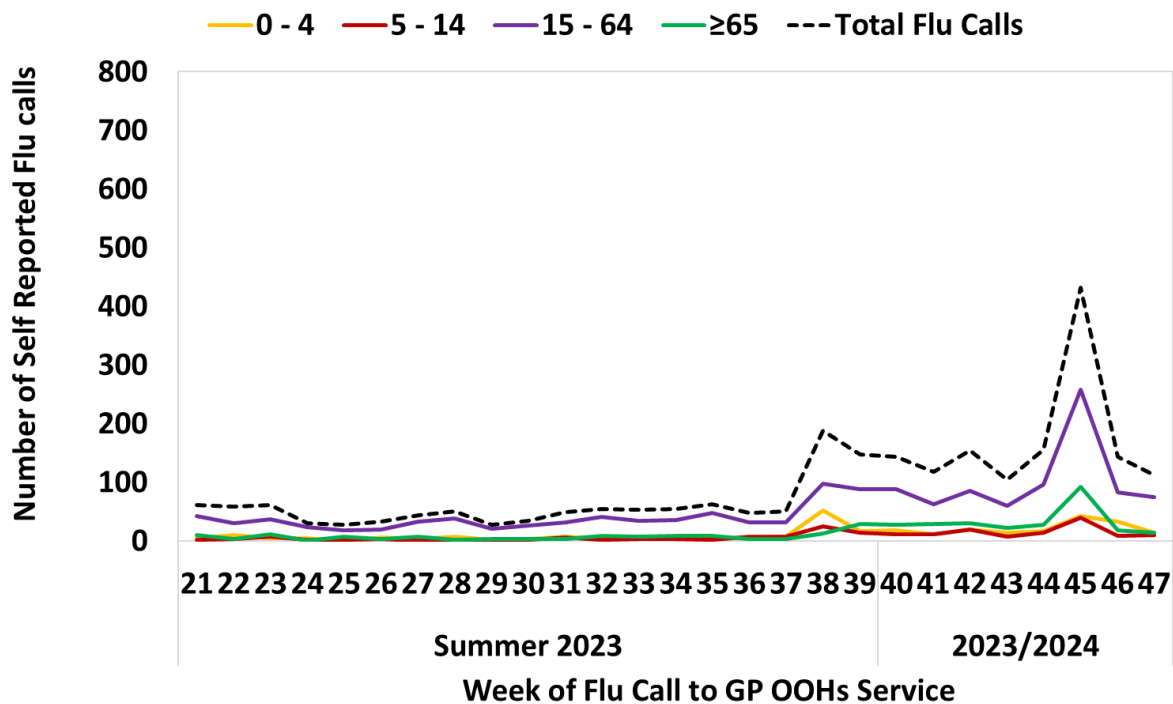


Figure 8: Number of self-reported **FLU** calls for all ages and by age group to GP Out-of-Hours services by week of call, Summer 2023 and 2023/2024. *Source: GP Out-Of-Hours services in Ireland (collated by HSE & ICGP).*

4. Influenza & RSV notifications

Influenza and RSV case notifications are reported on Ireland’s Computerised Infectious Disease Reporting System (CIDR), including all laboratory-confirmed influenza/RSV specimens reported from all laboratories testing for influenza/RSV.

Influenza and RSV notifications are reported in the [Weekly Infectious Disease Report for Ireland](#).

- 90 laboratory confirmed influenza cases were notified during week 47 2023 (Table 6): eight influenza A (H3), five A(H1)pdm09, 65 influenza A (not subtyped), 11 influenza B and one influenza A and B coinfection. This compares to 64 cases notified during week 46 2023 (Figure 9).
- Age specific rates of notified laboratory confirmed influenza cases were low in all age groups during week 46 2023.
- Laboratory confirmed influenza notified cases by HSE Health Region, are reported in Table 6.
- 732 RSV cases were notified during week 47 2023, an increase compared to 615 cases notified during week 46 2023 (Figure 11).
- Age specific notification rates for RSV were highest in those aged less than one year (Figure 12), at 528/100,000 population, followed by the 1–4-year age group at 112/100,000. Notifications in those aged less than one year accounted for 42% (305/732) of all RSV notifications in week 47.

Table 6: Number of laboratory confirmed **influenza** notifications by HSE Health Region for week 47 2023 and the 2023/2024 season to date. *Source: CIDR*

HSE Health Region	Week 47 2023	2023/2024 season (Week 40- 47 2023)
Dublin and North East	15	92
Dublin and Midlands	9	57
Dublin and South East	10	49
South West	20	72
Mid West	3	15
North and North West	33	88
Total	90	373

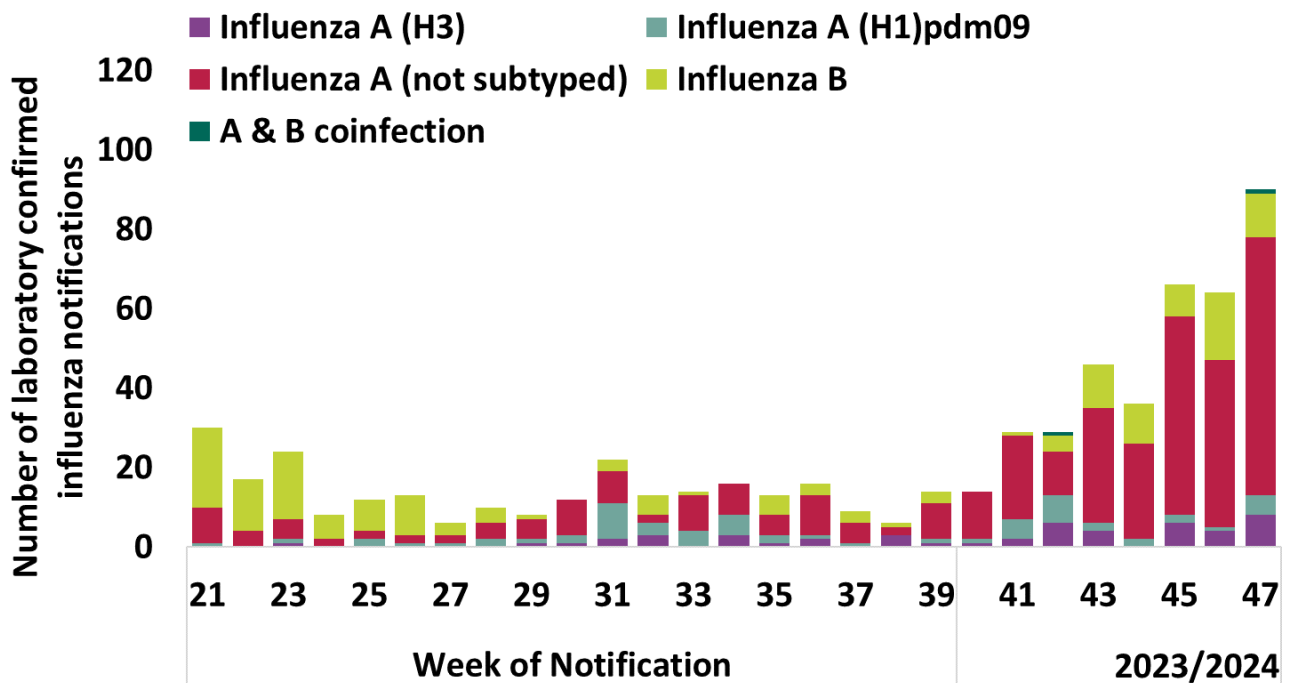


Figure 9: Number of laboratory confirmed **influenza** notifications by influenza type/subtype and week, summer 2023 and 2023/2024 season. *Source: Ireland’s Computerised Infectious Disease Reporting System*

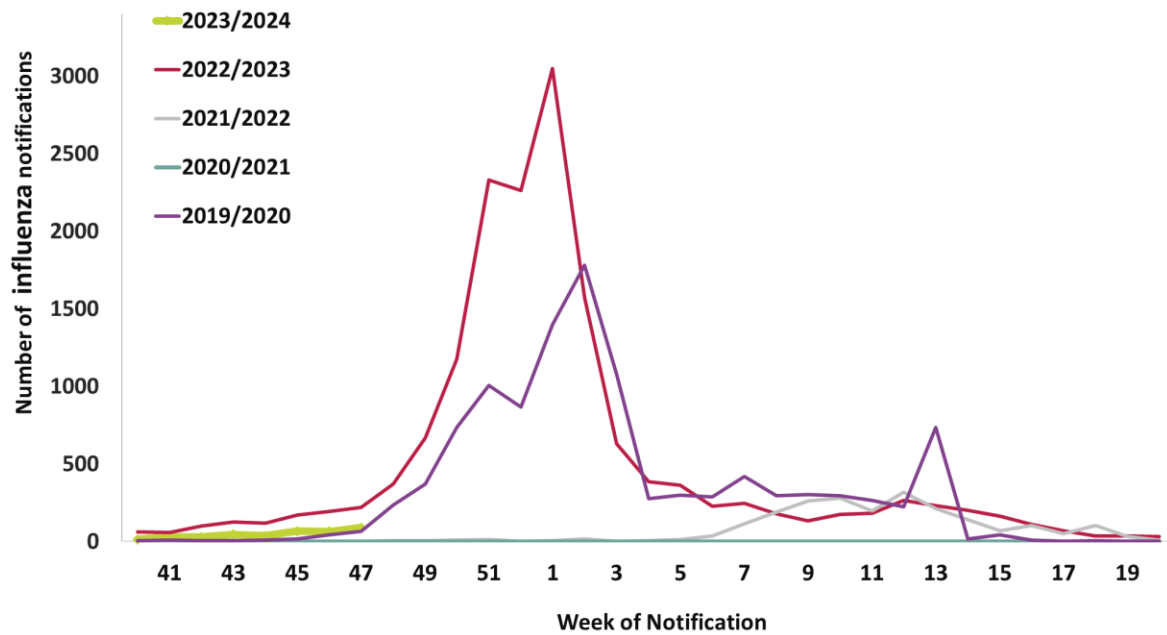


Figure 10: Number of laboratory confirmed **Influenza** notifications to HPSC by week of notification*, 2019/2020 to 2023/2024 seasons. *Source: Ireland’s Computerised Infectious Disease Reporting System.*

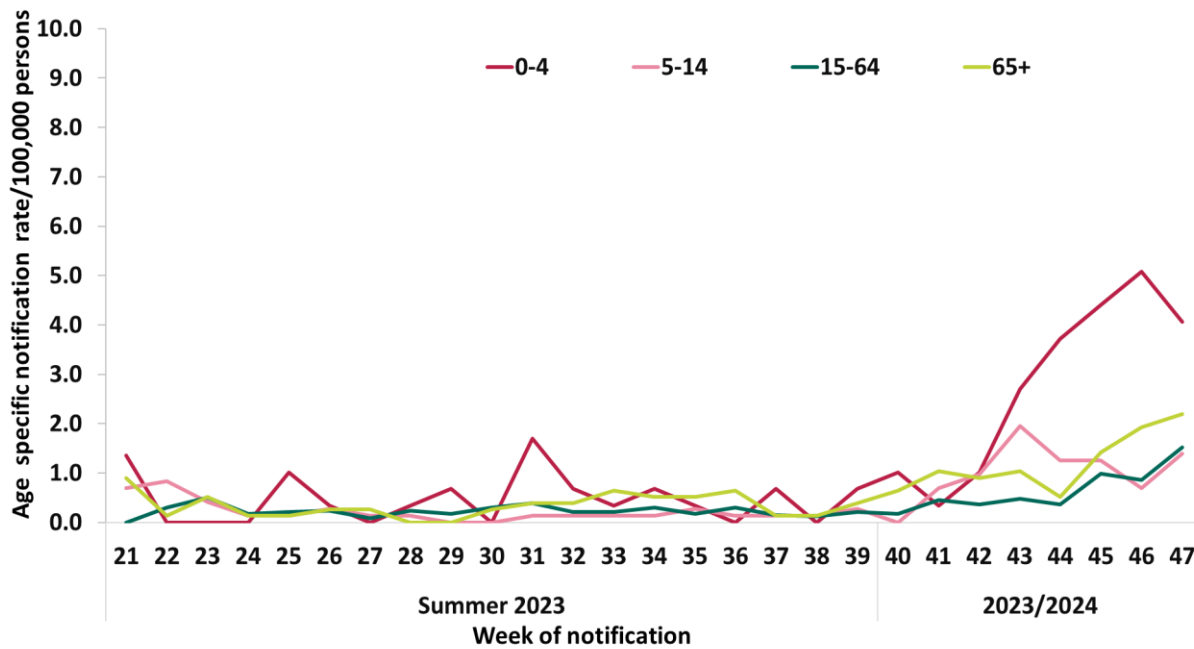


Figure 11: Age specific rates per 100,000 population of laboratory confirmed **influenza** notifications to HPSC by week of notification and season, Summer 2023 and 2023/2024. *Source: Ireland’s Computerised Infectious Disease Reporting System.*

*Please note that due to a reporting delay, approximately 10% of RSV cases notified in week 44 were diagnosed between weeks 40 and 43

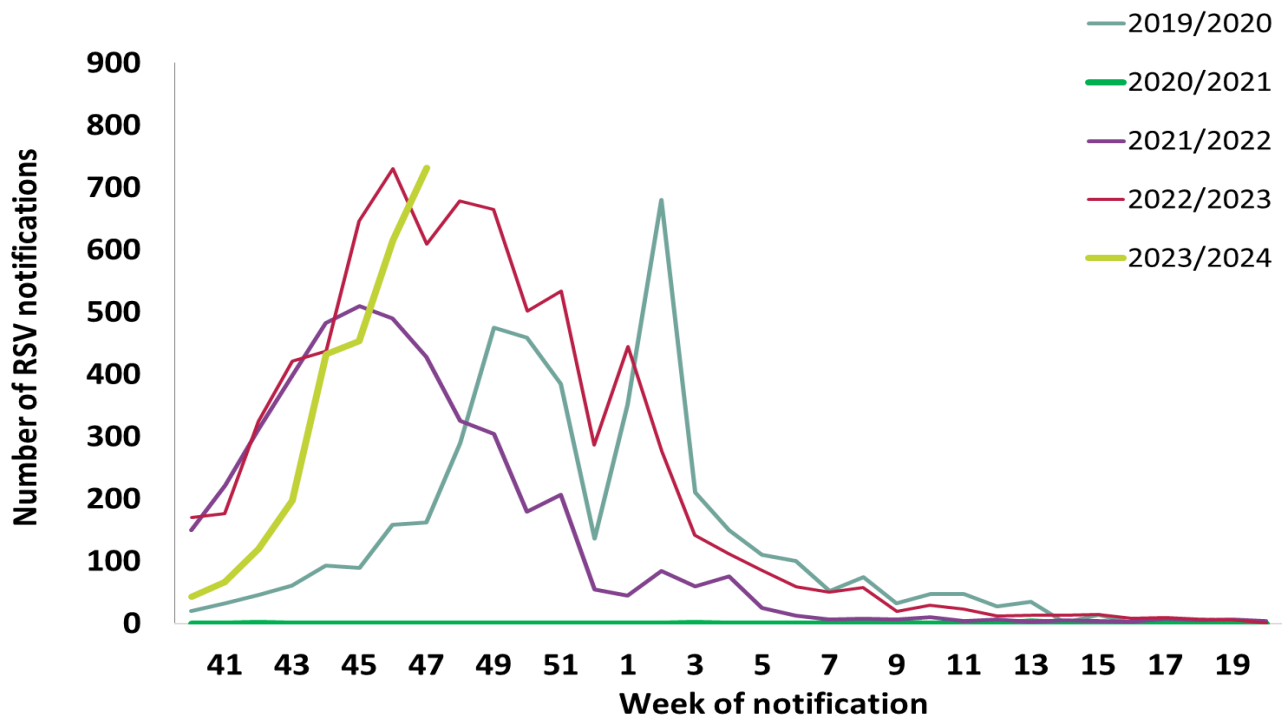


Figure 12: Number of laboratory confirmed RSV notifications to HPSC by week of notification[†], 2019/2020 to 2023/2024 seasons. Source: Ireland’s Computerised Infectious Disease Reporting System.

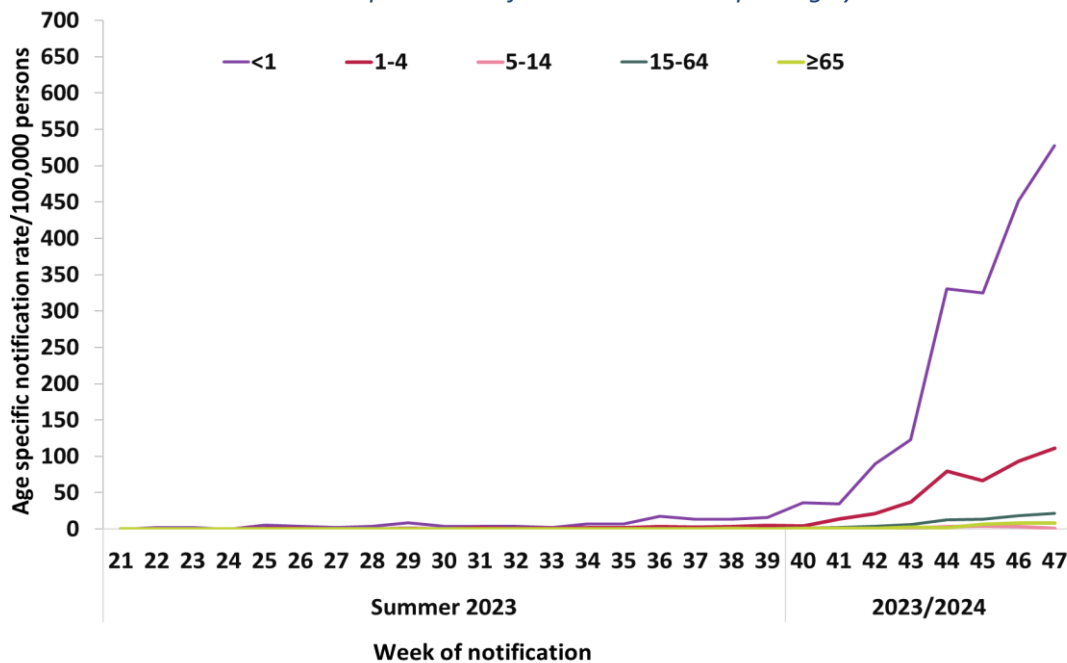


Figure 13: Age specific rates per 100,000 population for laboratory confirmed RSV notifications to HPSC by week of notification-weeks 21-47, 2023. Source: Ireland’s Computerised Infectious Disease Reporting System.

[†]Please note that due to a reporting delay, approximately 10% of RSV cases notified in week 44 were diagnosed between weeks 40 and 43

5. Hospitalisations

- During week 47 2023, the number of notified laboratory confirmed influenza hospital inpatients remained stable with 23 cases notified compared to 17 in week 46. 17 of the hospitalised cases were influenza A (not subtyped), one was influenza A(H1)pdm09, four were influenza B and one was influenza A and B coinfection (Figure 14).
- During week 47 2023, 325 laboratory confirmed RSV hospital inpatients were notified, compared to 285 cases in week 46 2023 (Figure 16). Of the hospitalised RSV cases, 48% (155/325) were aged less than one year.
- The age specific RSV hospitalisation rate was highest in those aged less than one year (268/100,000 population) and those aged 1-4 years (45/100,000 population).
- In those aged less than one year, 51% (155/305) of RSV cases were in hospital in-patients and 41% (126/305) were in ED patients for week 47.
- The number of laboratory confirmed influenza and RSV notifications by patient type and week for the 2023/2024 season are reported in Tables 7 and 8.

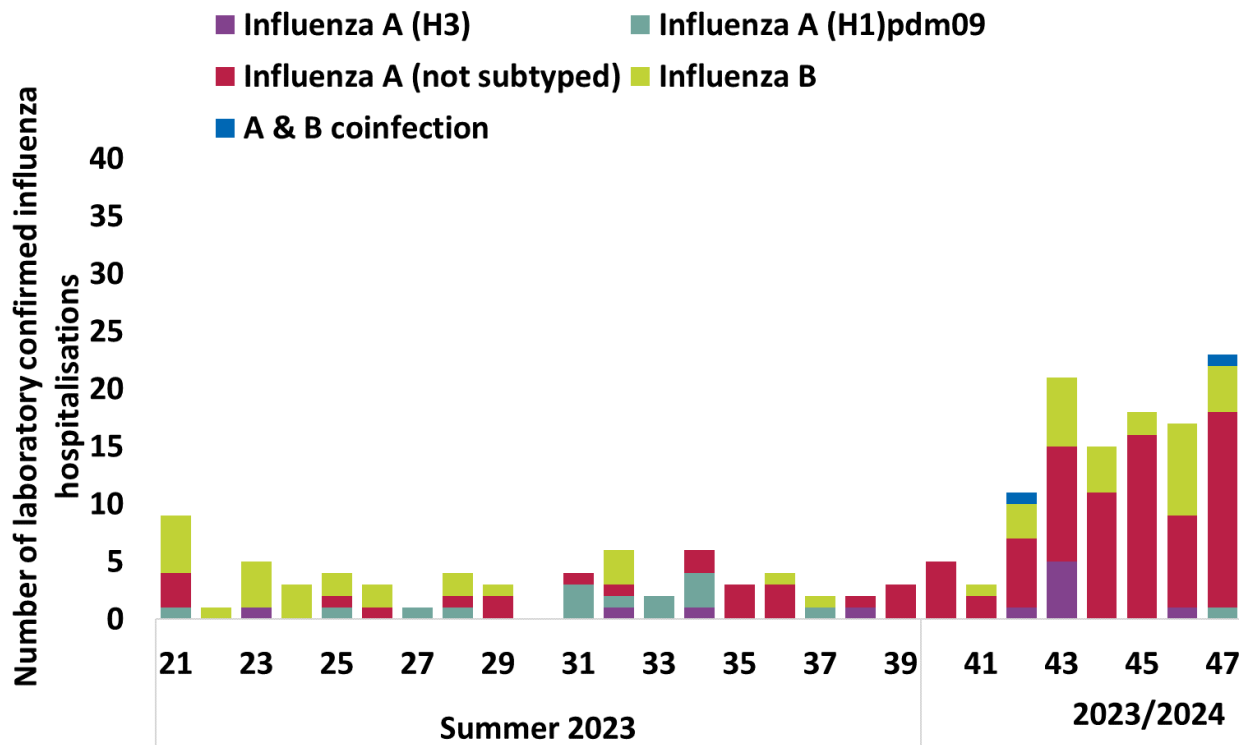


Figure 14: Number of notified laboratory-confirmed influenza hospital inpatients by influenza type/subtype by week, summer 2023 and 2023/2024 season. *Source: Ireland's Computerised Infectious Disease Reporting System.*

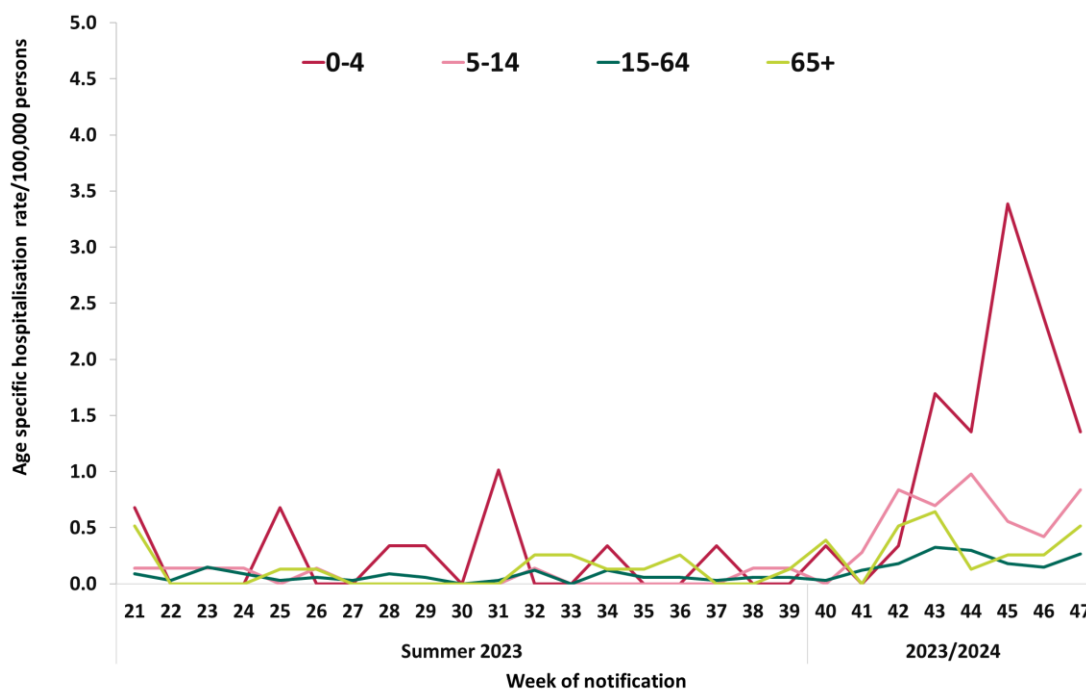


Figure 15: Age specific rates per 100,000 population for laboratory confirmed **influenza** cases reported as **hospital inpatients** by week of notification and season, Summer 2023 and 2023/2024. *Source: Ireland's Computerised Infectious Disease Reporting System.*

Table 7: Number of notified laboratory-confirmed **influenza** cases by patient type and week of notification 2023/2024 season (week 40 2023 onwards). *Source: Ireland's Computerised infectious Disease Reporting System*

	Patient Type							Total
	GP Patient	ED patient	Hospital Inpatient	Hospital Day Patient	Hospital Outpatient	Other	Unknown	
Week 47	7	40	23	1	9	2	8	90
Week 46	8	28	17	0	5	1	5	64
Week 45	4	26	19	0	6	4	6	65
Week 44	0	15	15	1	1	1	3	36
Week 43	7	17	20	0	0	0	2	46
Week 42	6	8	11	0	1	0	3	29
Week 41	3	14	4	1	2	0	5	29
Week 40	0	6	5	0	3	0	0	14
Total	35	154	114	3	27	8	32	373

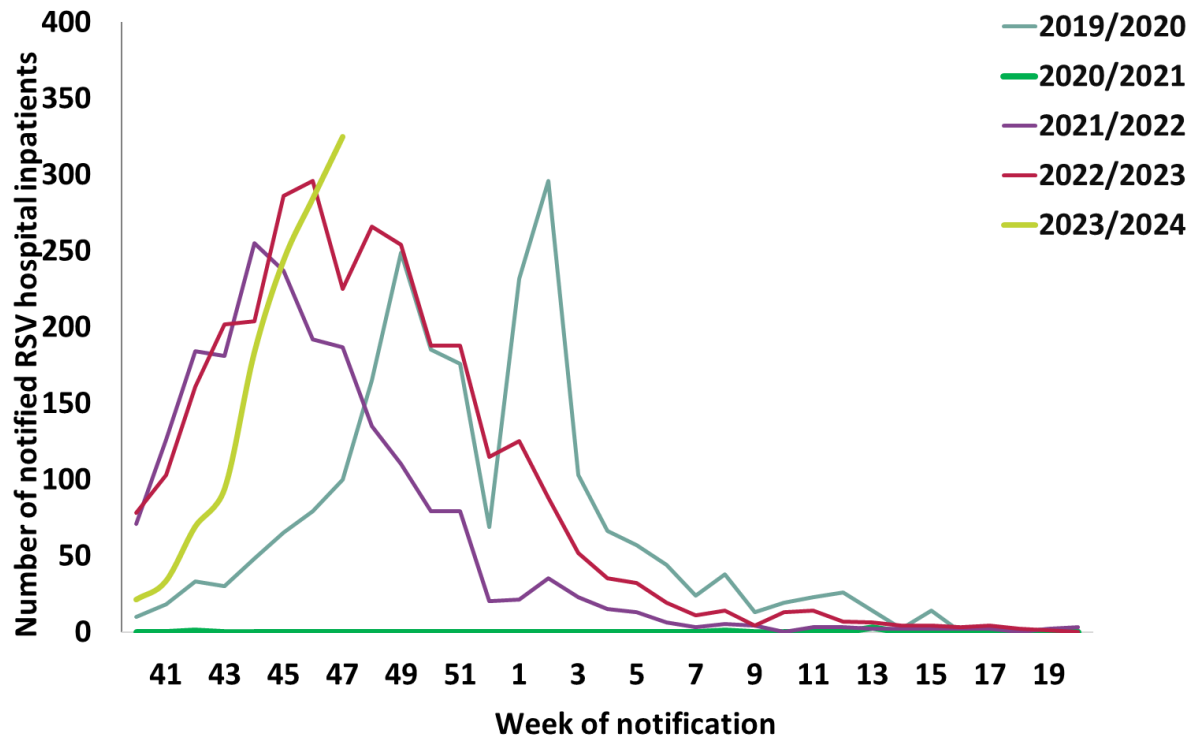


Figure 16: Number of notified RSV hospital inpatients, by week of notification and season, for the 2019/2020 to 2023/2024 seasons. *Source: Ireland’s Computerised Infectious Disease Reporting System.*

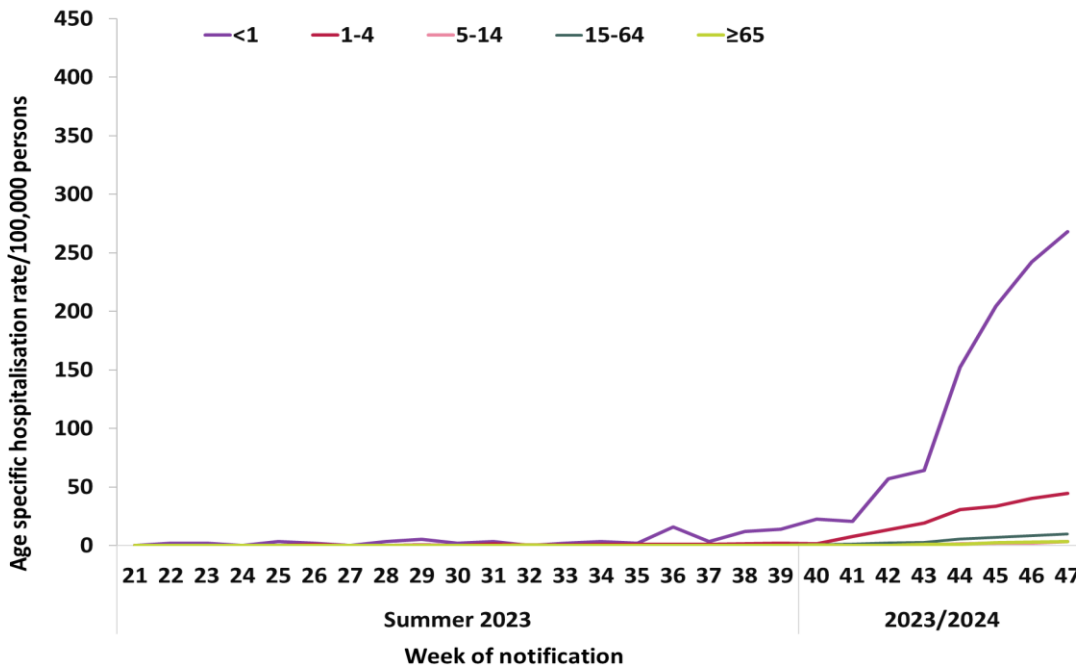


Figure 17: Age specific notification rates per 100,000 population for laboratory confirmed RSV hospital inpatients by week of notification and season, Summer 2023 and 2023/2024. *Source: Ireland’s Computerised Infectious Disease Reporting System*

Table 8: Number of notified laboratory confirmed **RSV** cases by patient type and week of notification, 2023/2024 season (week 40 2023 onwards). *Source: Ireland's Computerised infectious Disease Reporting System*

	Patient Type							Total
	GP Patient	ED patient	Hospital Inpatient	Hospital Day Patient	Hospital Outpatient	Other	Unknown	
Week 47	11	291	325	2	20	27	56	732
Week 46	6	268	285	6	11	1	38	615
Week 45	6	170	240	6	6	2	24	454
Week 44	7	215	182	4	12	4	9	433
Week 43	1	72	92	0	8	2	22	197
Week 42	2	31	64	0	9	6	8	120
Week 41	1	23	33	1	1	1	7	67
Week 40	0	16	20	1	2	3	1	43
Total	34	1086	1241	20	69	46	165	2661

6. Intensive Care Surveillance

The Intensive Care Society of Ireland (ICSI) and the HSE Critical Care Programme conducts enhanced surveillance (established during the 2009 pandemic), on all intensive care patients with laboratory confirmed influenza. HPSC processes and reports on this information on behalf of the regional Directors of Public Health/Medical Officers of Health.

- There was one laboratory confirmed influenza case (influenza A unsubtype) admitted to intensive care and notified to HPSC during week 47 2023.
- Two influenza (one influenza A unsubtype and one A(H1)pdm09) ICU cases have been notified for the season to date (Week 40-Week 47).

7. Mortality Surveillance

Influenza deaths include all deaths in notified influenza cases. HPSC receives daily mortality data from the General Register Office (GRO) on all deaths from all causes registered in Ireland. These data have been used to monitor excess all-cause and influenza and pneumonia mortality as part of the influenza surveillance system and the European Mortality Monitoring Project. Excess mortality analyses are corrected for reporting delays with the standardised EuroMOMO algorithm. Due to delays in death registrations in Ireland, excess mortality data included in this report are reported with a one-week lag time. These data are provisional due to the time delay in deaths' registration in Ireland. <http://www.euromomo.eu/>

- There were no deaths in notified influenza cases reported to HPSC during week 47 2023 or for the season to date.
- There was no excess mortality reported for week 46 2023.

8. Outbreak Surveillance

In this surveillance report, ARI outbreaks refer to outbreaks of acute respiratory infection caused by pathogens other than influenza, SARS-CoV-2 or RSV. COVID-19 outbreaks are not included in this report; surveillance data on COVID-19 outbreaks are detailed on the HPSC website. <https://www.hpsc.ie/a-z/respiratory/coronavirus/novelcoronavirus/casesinireland/>

- During week 47 2023, four influenza outbreaks (one in a nursing home and three in residential institutions), one RSV outbreak in a hospital and two ARI outbreaks in nursing homes were reported to HPSC (Tables 9 & 10).
- The pathogen identified for one of the ARI outbreaks was rhino/enterovirus and there was no pathogen identified for the second ARI outbreak.
- There have been 22 outbreaks reported to date this season, including seven influenza outbreaks, seven RSV outbreaks and eight acute respiratory infection (ARI) outbreaks.

Table 9: Summary of influenza, RSV and ARI (influenza/RSV/SARS-CoV-2 negative) outbreaks by HSE Area during week 47 2023 and the 2023/2024 season (weeks 40-47 2023) *Source: CIDR*

HSE Health Region	Influenza		RSV		ARI		Total	
	Week 47	2023/2024	Week 47	2023/2024	Week 47	2023/2024	Week 47	2023/2024
Dublin and North East	0	1	0	1	2	4	2	6
Dublin and Midlands	0	1	1	4	0	0	1	5
Dublin and South East	0	1	0	1	0	3	1	5
South West	1	1	0	0	0	0	1	1
Mid West	0	0	0	0	0	0	0	0
North and North West	3	3	0	1	0	1	3	5
Unknown	0	0	0	0	0	0	0	0
Total	4	7	1	7	2	8	8	22

Table 10: Summary of influenza, RSV and ARI (influenza/RSV/SARS-CoV-2 negative) outbreaks by outbreak setting during week 47 2023 and the 2023/2024 season (weeks 40-47 2023). *Source: CIDR*

Setting	Influenza		RSV		ARI		Total	
	Week 47	2023/2024	Week 47	2023/2024	Week 47	2023/2024	Week 47	2023/2024
Community hospital/Long-stay unit	0	0	0	0	0	1	0	1
Nursing Home	1	2	0	2	2	5	3	9
Hospital	0	1	1	2	0	0	1	3
Residential Institution	2	3	0	1	0	1	2	5
Childcare facility	0	0	0	2	0	0	0	2
Family Outbreaks	0	0	0	0	0	0	0	0
Other settings	1	1	0	0	0	1	1	2
Total	4	7	1	7	0	8	7	22

9. International Summary

According to [European Respiratory Virus Surveillance Summary](#), during week 46 2023 (including data up to 19/11/2023), for all sentinel primary care specimens; influenza activity remained below the 10% epidemic threshold and remained stable at around 5% compared to 4% in the previous week. SARS-CoV-2 remained stable at 16% compared to the previous week and RSV remained low at 5%. Of 38 reporting countries or areas reporting influenza intensity, one reported high intensity (Russian Federation), five reported medium (Denmark, Malta, Estonia, Luxembourg and Slovakia) intensity, eight reported low intensity and the remainder reported baseline intensity. Eight countries reported an increasing trend of RSV positivity.

Seasonal influenza and RSV detections in non-sentinel data were low compared to the same time last year, although RSV detections have been increasing steadily for the past number of weeks. Early signs of an increase in RSV activity have also been reported in parts of the European region and the United States of America.

As of 29th October 2023, WHO has reported that globally influenza detections remained low. In Eastern and Western Asia and the temperate zones of the Northern Hemisphere influenza activity has increased in the recent weeks.

See [ECDC](#) and [WHO](#) influenza surveillance reports for further information.

- Further information on influenza is available on the following websites:
 - European respiratory virus surveillance summary <https://erviss.org/>
 - Europe – ECDC <http://ecdc.europa.eu/>
 - UK Health Security Agency <https://www.gov.uk/government/collections/weekly-national-flu-reports>
 - United States CDC <http://www.cdc.gov/flu/weekly/fluactivitysurv.htm>
 - Public Health Agency of Canada <http://www.phac-aspc.gc.ca/fluwatch/index-eng.php>
- Influenza case definition in Ireland <https://www.hpsc.ie/a-z/respiratory/influenza/casedefinitions/>
- COVID-19 case definition in Ireland <https://www.hpsc.ie/a-z/respiratory/coronavirus/novelcoronavirus/casedefinitions/>
- Avian influenza overview May – August 2020 <https://www.ecdc.europa.eu/en/publications-data/avian-influenza-overview-may-august-2020>
- Avian influenza: EU on alert for new outbreaks <https://www.ecdc.europa.eu/en/news-events/avian-influenza-eu-alert-new-outbreaks>
- Information on COVID-19 in Ireland is available on the HPSC website <https://www.hpsc.ie/a-z/respiratory/coronavirus/novelcoronavirus/>
- The WHO categorised COVID-19 as a pandemic on 11 March 2020. For more information about the situation in the WHO European Region visit:
 - WHO website: <https://www.who.int/emergencies/diseases/novel-coronavirus-2019>
 - ECDC website: <https://www.ecdc.europa.eu/en/novel-coronavirus-china>

11. WHO recommendations on the composition of influenza virus vaccines

The WHO vaccine strain selection committee recommends that quadrivalent egg-based vaccines for use in the 2023/2024 northern hemisphere influenza season contain the following:

- an A/Victoria/4897/2022 (H1N1)pdm09-like virus;
- an A/Darwin/9/2021 (H3N2)-like virus; and
- a B/Austria/1359417/2021 (B/Victoria lineage)-like virus; and
- a B/Phuket/3073/2013 (B/Yamagata lineage)-like virus.

<https://www.who.int/news/item/24-02-2023-recommendations-announced-for-influenza-vaccine-composition-for-the-2023-2024-northern-hemisphere-influenza-season>

Further information on influenza in Ireland is available at www.hpsc.ie

Acknowledgements

This report was prepared by the HPSC influenza epidemiology team: Nancy Somi, Adele McKenna, Eva Kelly, Karen O'Reilly, Amy Griffin, Pamela Lima, Maureen O'Leary, Lisa Domegan and Joan O'Donnell. HPSC wishes to thank the sentinel GPs, the ICGP, NVRL, Departments of Public Health, ICSI and HSE-Healthlink for providing data for this report.